

About us

MGL is a fast growing company in the area of Lifts and Escalators. Our service team include highly experienced service engineers. In addition to installation of new Lifts we also undertake works of all kinds of Lifts & Escalators. Perfect service with internationally accepted spares is our speciality. We offer competitive rates but no compromise to quality

Product Range


Passenger Automatic Geared & Gearless Machine Lifts
Home Lift, Machine Room Lifts & Machine Room Less Lifts
Home Lifts/ Structural Lifts Dumb Waiter/ Food Lifts/ Service Lifts

Type of Doors

Centre Opening Automatic Doors Telescopic
(Side) Opening Automatic Doors Glass Doors
with Stainless Steel Boarder




KDS Machine



Goods Lift




Gearless Machine



ARD System



Controller



Monarch Nice 3000+



Geared Machine

Standard Dimensions for MR & MRL Lifts

Auto Doors - Machine Room (MR)

PER.	LOAD		CAR INSIDE		LIFT WELL		ENT
	WEIGHT	IN KG.	WIDTH	DEPTH	WIDTH	DEPTH	
6	408		1100	1000	1900	1650	800
8	544		1300	1100	1900	1900	800
10	680		1350	1300	1900	2000	800
13	884		2000	1100	2500	1900	1000
16	1088		2000	1300	2500	2000	1000
20	1360		2000	1550	2500	2300	1000

PIT - 1600 Head Room 4800 Machine Room Height 2500

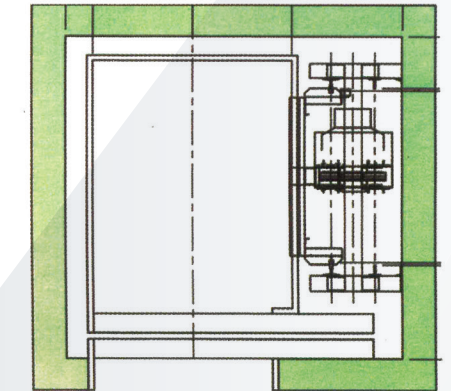
All Dimensions Are In mm

Auto Doors - Machine Room Less (MRL)

PERSON	CAPACITY		CAR INSIDE		LIFT WELL		CLEAR ENTRANCE
	KGS		A	B	C	D	E
6	408		1200	900	1800	1400	700
8	544		1300	1100	1900	1600	800
10	680		1300	1300	1900	1800	800
13	884		1600	1400	2200	1900	900

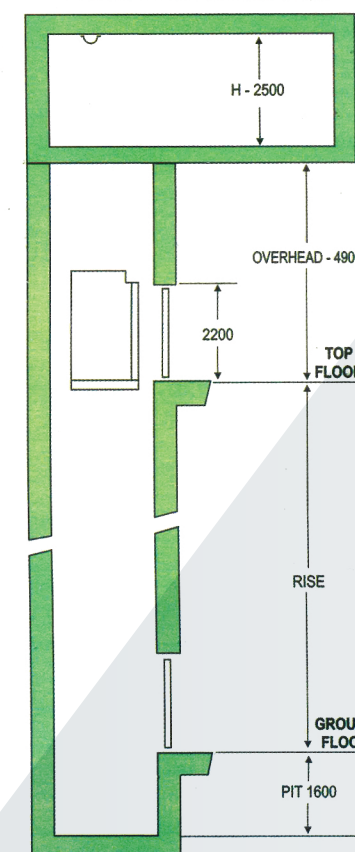
PIT - 1600 Head Room 4500

All Dimensions are in mm

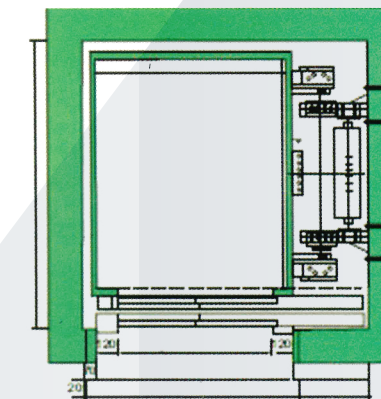


MRL - Plan

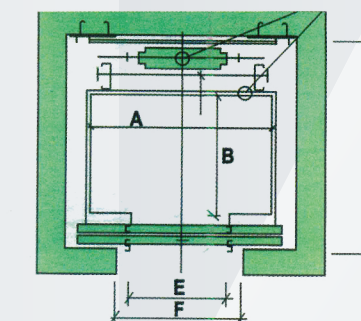
HOISTWAY ELEVATION DRAWING



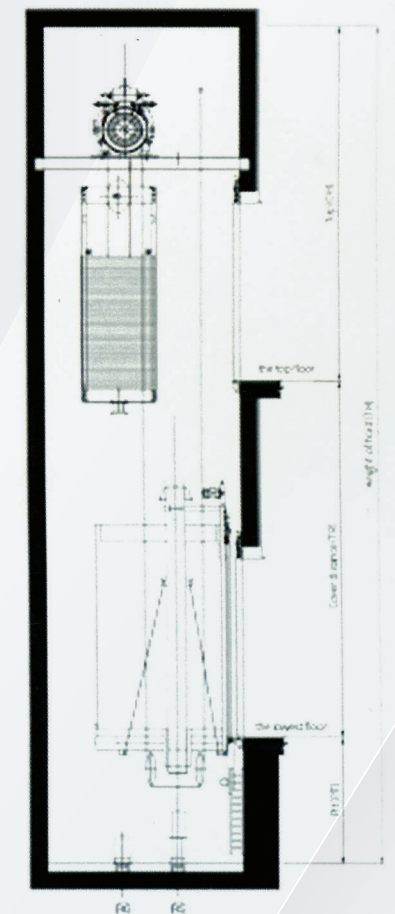
MR - Section



Side Opening



Centre Opening



MRL - Section